

Blueprint for a Hunger-free PA

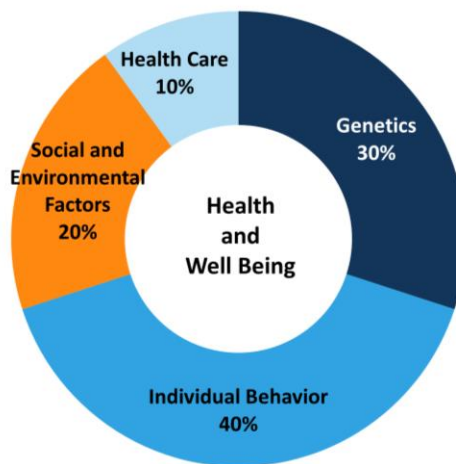
Governor's Food Security Partnership

7/29/2016

1



Impact of Risk Factors on Premature Death



Source: <http://kff.org/disparities-policy/issue-brief/beyond-health-care-the-role-of-social-determinants-in-promoting-health-and-health-equity/>

7/29/2016

2



Social Determinants of Health

Economic Stability	Neighborhood and Physical Environment	Education	Food	Community and Social Context	Health Care System
Employment	Housing	Literacy	Hunger	Social integration	Health coverage
Income	Transportation	Language	Access to healthy options	Support systems	Provider availability
Expenses	Safety	Early childhood education		Community engagement	Provider linguistic and cultural competency
Debt	Parks	Vocational training		Discrimination	Quality of care
Medical bills	Playgrounds	Higher education			
Support	Walkability				

Health Outcomes
Mortality, Morbidity, Life Expectancy, Health Care Expenditures, Health Status, Functional Limitations

Source: <http://kff.org/disparities-policy/issue-brief/beyond-health-care-the-role-of-social-determinants-in-promoting-health-and-health-equity/>

7/29/2016


3



Poverty in PA

 **1 IN 8** Pennsylvanians lives below the poverty line
(For a family of four, this means making less than \$23,850 annually)

THAT'S **1.58 MILLION** PEOPLE IN POVERTY



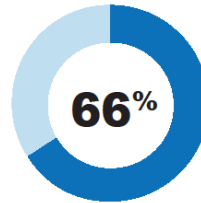
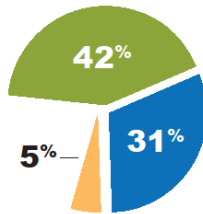
7/29/2016

4



Pennsylvanians Utilizing the Charitable Food Network Employment

- No income
- \$1 - \$10,000
- \$10,001 - \$20,000



Client households that have incomes falling at or below federal poverty level



67%
estimated households where the most employed person for the past 12 months is currently out of work



49%
estimated households with a member who had worked for pay in the last 12 months

7/29/2016

5



Pennsylvanians Utilizing the Charitable Food Network Housing

55% of client households chose between paying for food and paying their rent or mortgage at least once in the past 12 months (estimated)



PAY ONE:  or 
food or utilities

67% of client households said they had to choose between paying for food and utilities in the past 12 months

PAY ONE:  or 
food or transportation

62% of client households chose between paying for food and transportation in the past 12 months

7/29/2016

6



Pennsylvanians Utilizing the Charitable Food Network Healthcare



32 percent
of households report
at least one member
with diabetes



17 percent
of client households have
no members with health
insurance of any kind



56 percent
of households report
at least one member
with high blood pressure



65 percent
of households chose
between paying for food
and paying for medicine
or medical care at least
once in the past 12 months

7/29/2016

7



Food Security Summit

- Food Security Summit on September 29, 2015 with follow up workgroup meetings.
- Leaders in the public, private and social sector met to discuss:



Leveraging federal,
community,
and state resources



Improving nutrition
and access
to state products



Public-private
partnerships



Outreach, awareness,
and advocacy


7/29/2016

8



Executive Order

- On September 29, 2015 Governor Wolf signed an executive order
 - establishing the Governor’s Food Security Partnership;
 - appointing the Governor’s Advisor on Food & Nutrition Programs; and
 - coordinating strategies to improve nutrition in PA.



7/29/2016

9



Governor’s Food Security Partnership

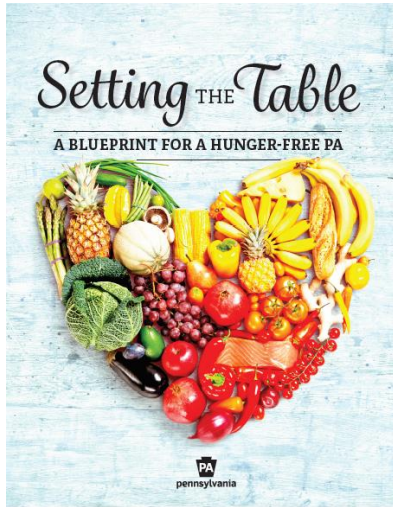


7/29/2016

10



▶ Blueprint for a Hunger-free PA



In 2007, the Blueprint for a Hunger-free Pennsylvania was released.

The Governor’s Food Security Partnership was tasked with updating the Blueprint and identifying goals to improve food security in PA.

7/29/2016

11



▶ Goals: Improving Nutrition

LOCAL FOOD ALLIANCES TO COMBAT HUNGER IN THEIR LOCAL COMMUNITIES.

IMPROVE ACCESS TO HEALTHY, NUTRITIOUS FOOD.

STREAMLINED ACCESS TO FOOD SECURITY INFORMATION AND BENEFITS.



TEFAP IMPACTS **1,869** FOOD PANTRIES IN PENNSYLVANIA

Meals are available at **over 500** Pennsylvania senior centers



7/29/2016

12

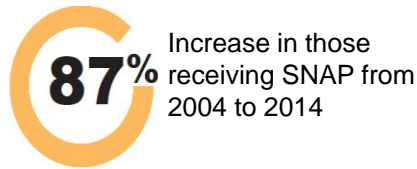
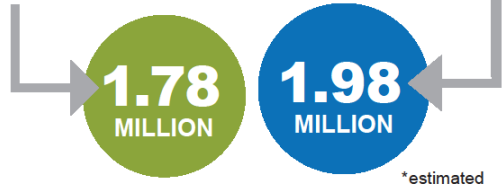
Goals: Supplemental Nutrition Assistance Program (SNAP)

INCREASE SNAP PENETRATION RATE

ELIGIBLE SENIORS RECEIVING SNAP⁴



INDIVIDUALS RECEIVING SNAP VS NO. OF INDIVIDUALS WHO QUALIFIED*



7/29/2016

13



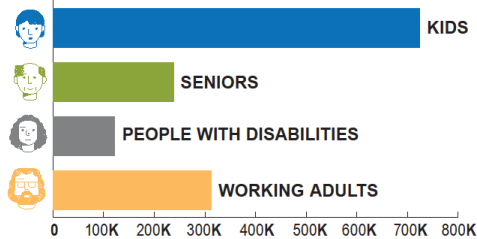
Goal: Supplemental Nutrition Assistance Program (SNAP)

DOUBLE SNAP BUCKS AVAILABLE IN ALL FARMERS MARKETS

ACCESS TO SNAP EMPLOYMENT AND TRAINING

ACCESS TO SNAP EDUCATION

SNAP POPULATION AT A GLANCE



\$2.6 MILLION in SNAP benefits issued in 2014



7/29/2016

14



Goals: School Nutrition Programs

INCREASE IN STUDENTS ACCESSING THE SCHOOL BREAKFAST PROGRAM

SCHOOL MEALS SERVED ANNUALLY



BREAKFASTS
59.4
MILLION



LUNCHES
172.5
MILLION +



SERVED TO
1,767,332
STUDENTS

INCREASE IN NUMBER OF CHILDREN ACCESSING SUMMER NUTRITION PROGRAMS

SUMMER MEALS



7 MILLION
estimated summer meals served in the summer of 2015

2,900 SITES
where meals were distributed

7/29/2016

15



Goals: Women, Infants and Children (WIC)

INCREASE THE AVERAGE NUMBER OF PERSONS PARTICIPATING IN WIC

INCREASE THE WIC FARMERS MARKET NUTRITION PROGRAM REDEMPTION RATE



RECEIVING WIC
245,977
PEOPLE (on average)

CHILDREN



About **19.3%** of children in Pennsylvania experience food insecurity



28% of eligible individuals aren't enrolled in WIC (estimated)

7/29/2016

16



Discussion

How can we increase the number of local food alliances in Pennsylvania?

How can we engage funders in the Double SNAP program?

How do we engage healthcare providers to recognize the importance of nutrition programs?

7/29/2016

17



Contact Information

Heather Hallman
Advisor to the Governor on Food and Nutrition
Programs

Phone: 717-787-2600

Email: hhallman@pa.gov

7/29/2016

18

