

2016 – 2017  
**GLOBAL SNAPSHOT**

World Affairs Council of Pittsburgh

---

The Global Snapshot captures Pittsburgh's evolving international landscape as it relates to people, education, and the economy.

# PEOPLE

From 2009 – 2014, Pittsburgh's population decreased by 0.06%



Foreign-born population actually grew by 13.85% during the same timeframe.

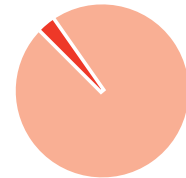


# 81,362

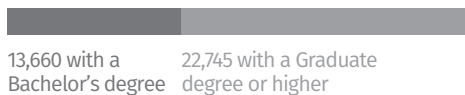
FOREIGN BORN POPULATION in 2014



THAT'S **3.4%** of the total population



44.7% of the foreign-born population holds a bachelor degree or higher.



AN INCREASE OF **22.1%** from 2009–2014

TOP 10 countries of origin in 2014

1. India 10,901 immigrants
2. China 8,154 immigrants
3. Italy
4. Germany
5. Canada
6. Republic of Korea
7. Mexico
8. Russia
9. Philippines
10. Vietnam

Less than 5,000 immigrants from each country

India & China combined represent **23.4%** of the total foreign-born population.

## REFUGEES

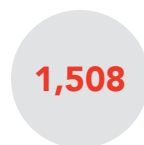
# 2,365

REFUGEES RESETTLED FROM 2010 – 2015

# 483

REFUGEES were resettled in 2015 alone

TOP 5 countries of origin from 2010–2015



1.

Bhutan



2.

Iraq



3.

Burma



4.

Dem. Republic of Congo



5.

Somalia

TOP 3 countries of origin for 2015

1.

Bhutan

2.

Democratic Republic of Congo

3.

Burma

# EDUCATION

## K-12 EDUCATION

57

COUNTRIES

represented in the Pittsburgh Public Schools district

46

NATIVE LANGUAGES

spoken by students in the Pittsburgh Public Schools district (other than English)



TOP 3 native languages other than English

1. Nepali
2. Spanish
3. Swahili

## HIGHER EDUCATION



In 2015 both Carnegie Mellon University and the University of Pittsburgh ranked among the top five institutions with the highest number of foreign students in the state.

TOP 5 Institutions in Pennsylvania with the highest number of foreign students

1. Penn State University (Main Campus) 7,728 students
2. Carnegie Mellon University 6,198 students
3. University of Pennsylvania 6,167 students
4. Drexel University 4,026 students
5. University of Pittsburgh (Main Campus) 3,815 students

International students contributed more than

**\$367 MILLION**

to the higher education system in Pittsburgh.

(tuition, fees, and room and board minus financial aid during the 2014-15 school year)

The top local universities that financially benefit from international students include

UNIVERSITY	IMPACT OF INTL STUDENTS	JOBS SUPPORTED
Carnegie Mellon University	\$183,200,000	3,240
University of Pittsburgh (Main Campus)	\$100,600,000	1,723
Duquesne University	\$29,500,000	485
Robert Morris University	\$19,300,000	141
La Roche College	\$10,900,000	77
Chatham University	\$7,900,000	56
Point Park University	\$5,500,000	42



THIS SUPPORTED MORE THAN

**5,000 JOBS**

IN HIGHER EDUCATION

## 3,545

### H-1B VISA REQUESTS FOR THE PITTSBURGH REGION IN 2015

3,146 of those requests were in Allegheny County

#### TOP 5 occupations for H-1B visa requests

1. Program Analyst
2. Computer Programmer
3. Software Developer
4. Business Analyst
5. Resident – Internal Medicine

There are **over 400** foreign-owned companies in Pittsburgh.



**37** different countries are represented in ownership



**53,363** people are employed locally



257 Certified Employment Green Cards issued in 2015

#### TOP 5 occupations for certified employment green cards

1. Senior Software Developer – Java
2. Senior Software Engineer – Micro/Web
3. Hospitalist
4. Software Engineer – Micro/Web
5. Senior Software Developer - .Net

India is the top country of origin for Certified Employment Green Cards issued in Pittsburgh with

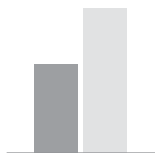
## 186 in 2015.

Next is China with 12 Green Cards

## TRADE

Pittsburgh's merchandise export sales abroad

GREW BY  
**45.2%**



from \$6.9 billion to \$10 billion  
from 2005 – 2014.

#### Change in Merchandise Exports From 2005–2014

REGION	% CHANGE
Asia	113.4%
Africa	65.9%
NAFTA Countries	61.2%
European Union	22.2%
South America	7.7%
Caribbean-Central America	-14%
Near East, Australia, others	-42.5%

# LIVING & WORKING IN PITTSBURGH

## People Employed by Sector

TOP EMPLOYMENT SECTORS	2010	2015	% CHANGE
Information Technology	25,840	32,990	27.7%
Business & Finance	42,040	49,910	18.7%
Construction	38,860	41,300	6.3%
Healthcare	62,760	65,530	4.4%
Engineering, Science & Production	20,300	18,720	-7.8%
Education	32,470	29,700	-8.5%

The highest rates of change were in **Information Technology**, which grew by **27.7%** from 2010–2015.

WITHIN THE **HEALTHCARE SECTOR** **47.6%** are registered nurses.

From 2014–2015  
**\$199,259,700**  
in venture capital  
investments were made.

**895**  
**PATENTS**  
were created in 2015.

In 2011–2012  
**4,794** new small business  
and entrepreneurship  
establishments  
were created.

## PITTSBURGH'S GREEN TRANSFORMATION

The City of Pittsburgh has  
five parks totaling almost

**2,000**

**ACRES OF CITY LAND.**  
(not including rivers or state parks)



**11.4%**

of Pittsburgh commuters  
walk to work.

Only Boston, Washington D.C.,  
and San Francisco rank higher.

AS OF 2016,

**THERE ARE 411 GREEN BUILDINGS  
IN PITTSBURGH.**



**302** are in Allegheny  
County.



**1.5%**

of Pittsburgh commuters  
bike to work.



**PITTSBURGH  
HAS THE 14th  
highest rate of  
bike commuters  
in the country.**

- The tower at PNC Plaza, opened in 2015, was designed to exceed LEED Platinum certification and to be the greenest office tower in the world.
- The David L. Lawrence Convention Center was the first green convention center in the world.
- Phipps Conservatory was the first to build a green welcome center in a public garden.

# THANK YOU

## WITH SUPPORT FROM

---



## CONCEPT CONTRIBUTORS

---



Columbus Council  
on World Affairs

## PROJECT RESEARCHER & REPORT AUTHOR

---



[www.researchpartners.org](http://www.researchpartners.org)

## CONCEPT & DESIGN

---



[www.ibelagency.com](http://www.ibelagency.com)

## World Affairs Council of Pittsburgh

The World Affairs Council of Pittsburgh's mission is to provide a pathway for a more globally minded region, offering students and the community a learning space that covers key international issues. The Council is a member of the World Affairs Councils of America (WACA), a network of more than 90 nonprofit, nonpartisan member Councils across the country.

---

To access supplemental information to this resource,  
including links to official data sources used, please visit  
[www.worldpittsburgh.org](http://www.worldpittsburgh.org)

2640 BNY Mellon Center  
500 Grant Street  
Pittsburgh, PA 15219-2502

Copyright © 2016 World Affairs Council  
of Pittsburgh. All Rights Reserved.  
For permission to reproduce, please  
contact [welcme@worldpittsburgh.org](mailto:welcme@worldpittsburgh.org).