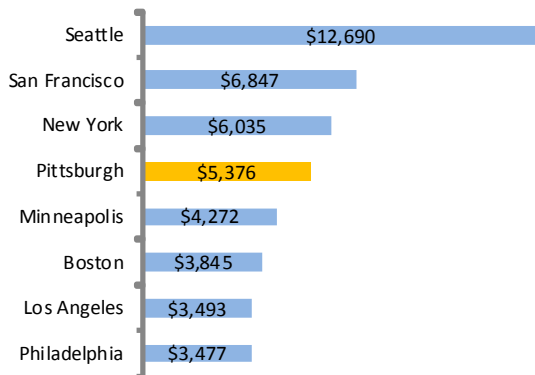


Pittsburgh is home to 2,500+ private foundations that all invest in building a strong, vibrant social sector in this region and beyond. Our seven-county Metropolitan Statistical Area (MSA) benefits from both foundation dollars and the civic leadership of its philanthropic community. What most distinguishes foundation giving in greater Pittsburgh, though, is the combination of its historic asset base and the size of its population.

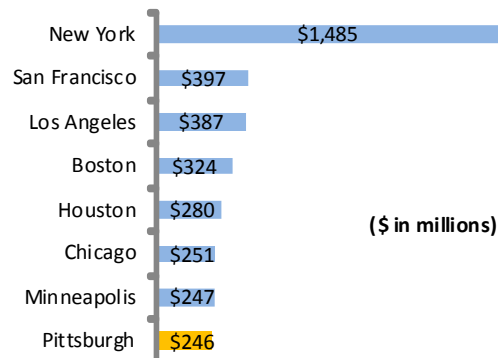
Based on total foundation assets, the Pittsburgh MSA ranks 12th of the top 25. However, on a per capita basis Pittsburgh ranks fourth -- trailing only Seattle, San Francisco and New York City.

Pittsburgh is 13th of the top 25 MSAs in total giving. Thanks to the commitment of many local funders to investing in the region, it ranks 8th in giving by local funders to locally based organizations.

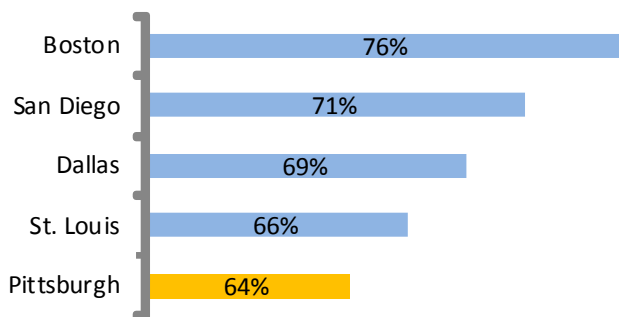
Foundation Assets per Capita



Grants in the MSA by Funders in the MSA

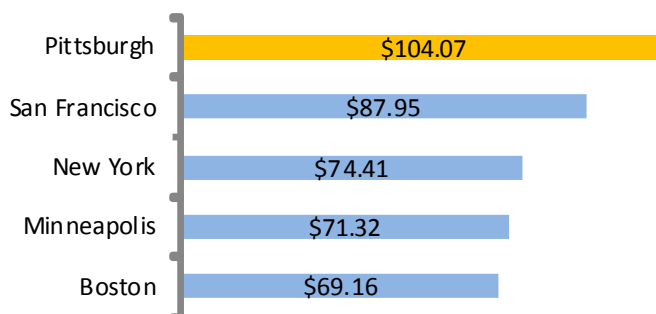


Percent of U.S. Grants Within the MSA



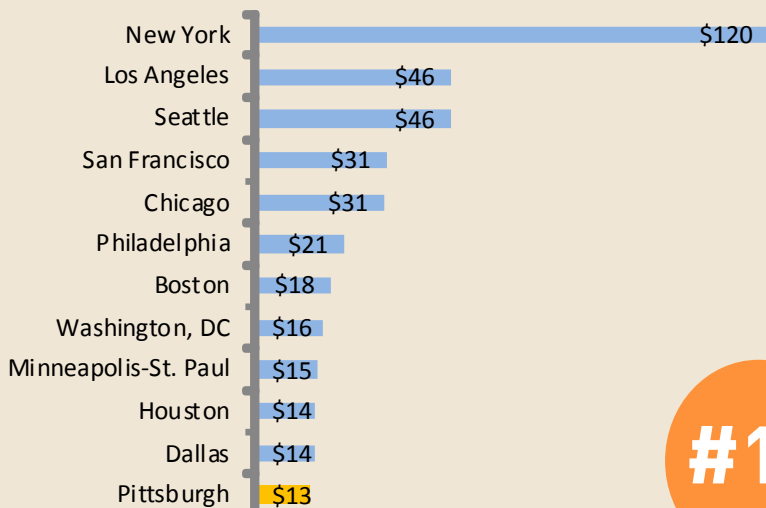
Almost two-thirds (64 percent) of the Pittsburgh funding community's total domestic giving was granted to recipients within the MSA. On a percentage basis, the Boston funding community invested the most in its MSA (76 percent); the average for these 25 MSAs was 52 percent.

Grants in the MSA by Funders in the MSA (Per Capita)



Pittsburgh foundations invest more per capita than any other funding community in the top 25 MSAs – a reflection of the city's decline in population during the 1970s and 1980s and the dedication of local philanthropy to the city's revitalization.

Total Foundation Assets



\$ in billions

#12

Grantmakers

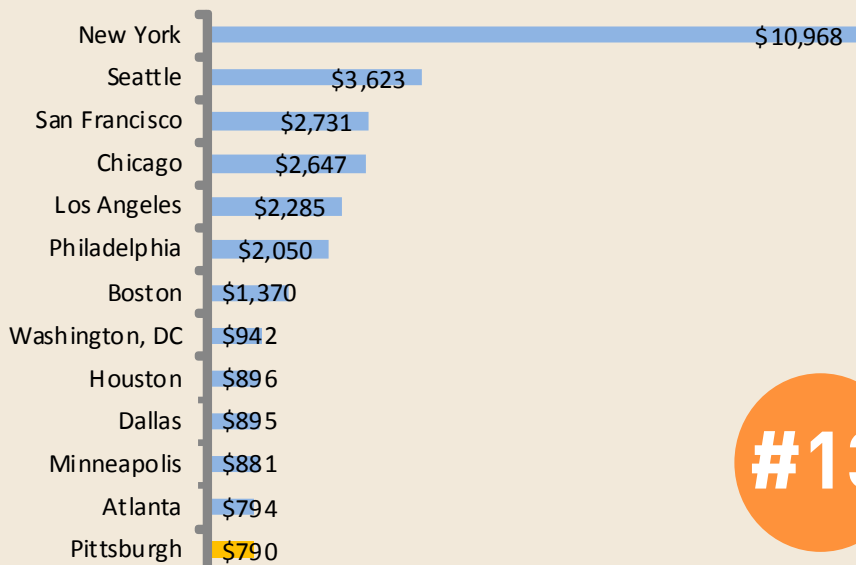
OF WESTERN PENNSYLVANIA

Grantmakers of Western Pennsylvania (GWP) is a nonprofit professional association of grantmaking organizations in 26 counties in southwest Pennsylvania. Founded in 1985, GWP's mission is to promote excellence in philanthropy.



The Pittsburgh MSA includes Allegheny, Armstrong, Beaver, Butler, Fayette, Washington and Westmoreland Counties

Total Foundation Giving



\$ in millions

#13

Data Sources:

The Foundation Center 2014
(based on 2013 grants data)
U.S. Census, 2013 estimate

To view all data please visit

www.gwpa.org