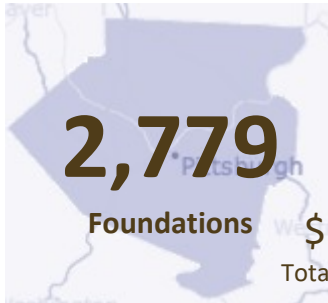


Philanthropy: Fast Facts March 2021

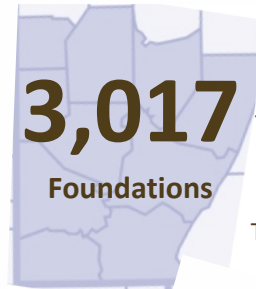
ALLEGHENY COUNTY



\$899.1 Million
Total Foundation Giving

\$16.7 Billion
Total Foundation Assets

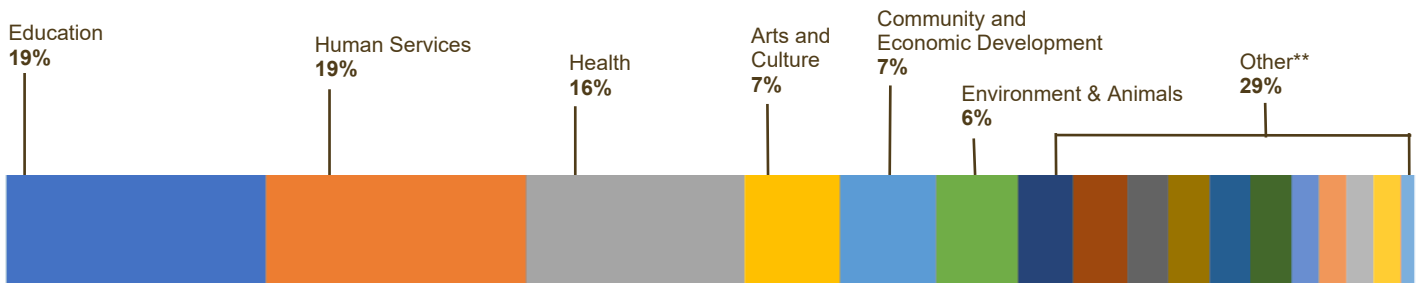
WESTERN PENNSYLVANIA*



\$925.9 Million
Total Foundation Giving

\$17.2 Billion
Total Foundation Assets

Foundation giving by field in Pennsylvania (2018)



PENNSYLVANIA



\$2.1 Billion
Total Foundation Giving

\$35.1 Billion
Total Foundation Assets

INDIVIDUAL GIVING (2018)



\$5.16 billion
Total Charitable Giving
by PA itemizers

Average charitable
gift per an
itemizer's return

\$9,301

*Western Pennsylvania: Allegheny, Armstrong, Butler, Beaver, Fayette, Greene, Indiana, Lawrence, Washington and Westmoreland Counties

**Other includes: Religion (4%), Human Rights (4%), Philanthropy and Nonprofit Management (3%), Public Affairs (3%), Public Safety (3%), Sports and Recreation (3%), Information and Communications (2%), International Relations (2%), Science and Engineering (2%), Social Sciences (2%), Agriculture, Fishing, and Forestry (1%) (Source: PA Foundation Stats, Candid data circa 2018)

Source: PA Foundation Stats, Candid, 2018 Includes independent, corporate, community and operating foundations. Based on all grants of \$10,000 or more. Data numbers as of March 11, 2021. Individual Giving data from IRS (2018).